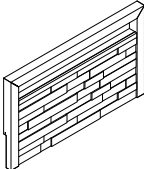
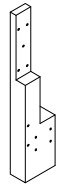
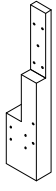
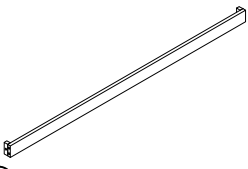

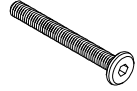





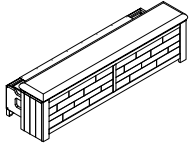

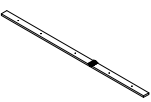


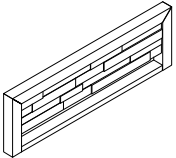
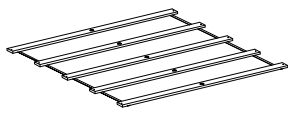
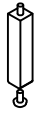

Warning :

- Be sure to check all packing material carefully for small parts, which may have come loose inside the carton during shipment.
- To prevent possible scratches and damage, this furniture **MUST BE ASSEMBLED BY TWO PEOPLE** on a soft surface such as a blanket or carpet.

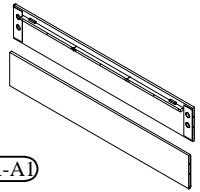




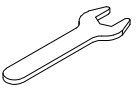
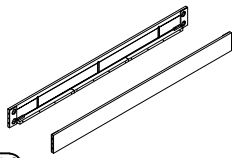




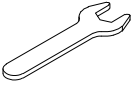
Hardware and Parts packed with the Headboard

<p>Queen Panel Headboard - 39370</p>  <p>(H-A) 1 pc.</p>	<p>Headboard Post Left</p>  <p>(H-B) 1 pc.</p>	<p>Headboard Post Right</p>  <p>(H-C) 1 pc.</p>	<p>Headboard Stretcher</p>  <p>(H-D) 1 pc.</p>	
<p>Allen Head Bolt Ø5/16"-18 x 1-9/16"</p>  <p>(H-E) 2 pcs.</p>	<p>Allen Head Bolt Ø5/16"-18 x 2"</p>  <p>(H-F) 10 pcs.</p>	<p>Spring Washer Ø5/16"</p>  <p>(H-G) 12 pcs.</p>	<p>Flat Washer Ø5/16" x Ø19mm</p>  <p>(H-H) 12 pcs.</p>	<p>Allen key 4mm</p>  <p>(H-I) 1 pc.</p>

Hardware and Parts packed with the Footboard

<p>Queen Storage Footboard - 39377</p>  <p>(F-A1) 1 pc.</p>	<p>Slats 60-7/8"</p>  <p>(F-B) 1 set.</p>	<p>Center Slats Support</p>  <p>(F-B1) 1 pc.</p>	<p>Support leg 1-1/4" x 1-1/4" x 12"</p>  <p>(F-C) 5 pcs.</p>	<p>Screw Ø4 x 1 - 3/16"</p>  <p>(F-D) 26 pcs.</p>
<p>Queen Panel Footboard - 39371</p>  <p>(F-A2) 1 pc.</p>	<p>Slats 60-7/8"</p>  <p>(F-B) 1 set.</p>	<p>Support leg 1-1/4" x 1-1/4" x 6-1/4"</p>  <p>(F-C) 5 pcs.</p>	<p>Screw Ø4 x 1 - 3/16"</p>  <p>(F-D) 10 pcs.</p>	

Hardware and Parts packed with the Bed Rails

<p>Storage Bed Rails - 39376</p>  <p>(R-A1) 2 pcs.</p>	<p>Curved Washer Ø5/16"</p>  <p>(R-B) 8 pcs.</p>	<p>Spring Washer Ø5/16"</p>  <p>(R-C) 8 pcs.</p>	<p>Nut Ø5/16" x 12mm</p>  <p>(R-D) 8 pcs.</p>	<p>All - Thread Bolt Ø5/16"-18 x 3-5/32"</p>  <p>(R-E) 8 pcs.</p>	<p>Open Wrench 12 mm</p>  <p>(R-F) 1 pc.</p>
<p>Bed Rails - 39372</p>  <p>(R-A2) 2 pcs.</p>	<p>Curved Washer Ø5/16"</p>  <p>(R-B) 8 pcs.</p>	<p>Spring Washer Ø5/16"</p>  <p>(R-C) 8 pcs.</p>	<p>Nut Ø5/16" x 12mm</p>  <p>(R-D) 8 pcs.</p>	<p>All - Thread Bolt Ø5/16"-18 x 3-5/32"</p>  <p>(R-E) 8 pcs.</p>	<p>Open Wrench 12 mm</p>  <p>(R-F) 1 pc.</p>

5/0 Queen Bed

39370 -- 4/6-5/0 Panel Headboard

39371 -- 5/0 Panel Footboard

39372 -- 5/0-6/6 Bed Rails

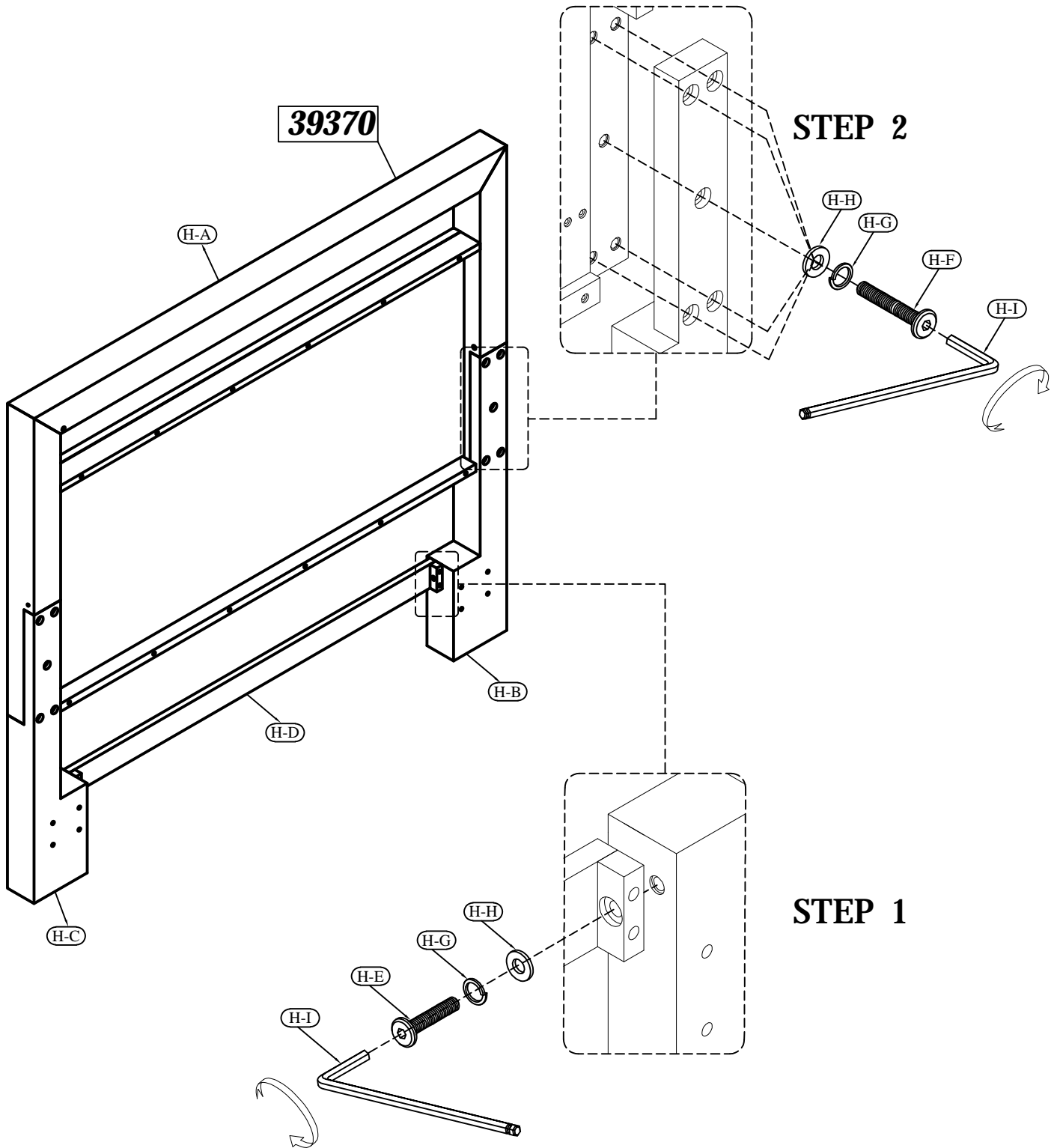
39370 -- 4/6-5/0 Panel Headboard

39377 -- 5/0 UPH Bench Storage FB

39376 -- 5/0-6/6 Storage Side Rails

5/0 Queen Bed

39370 -- 4/6-5/0 Panel Headboard

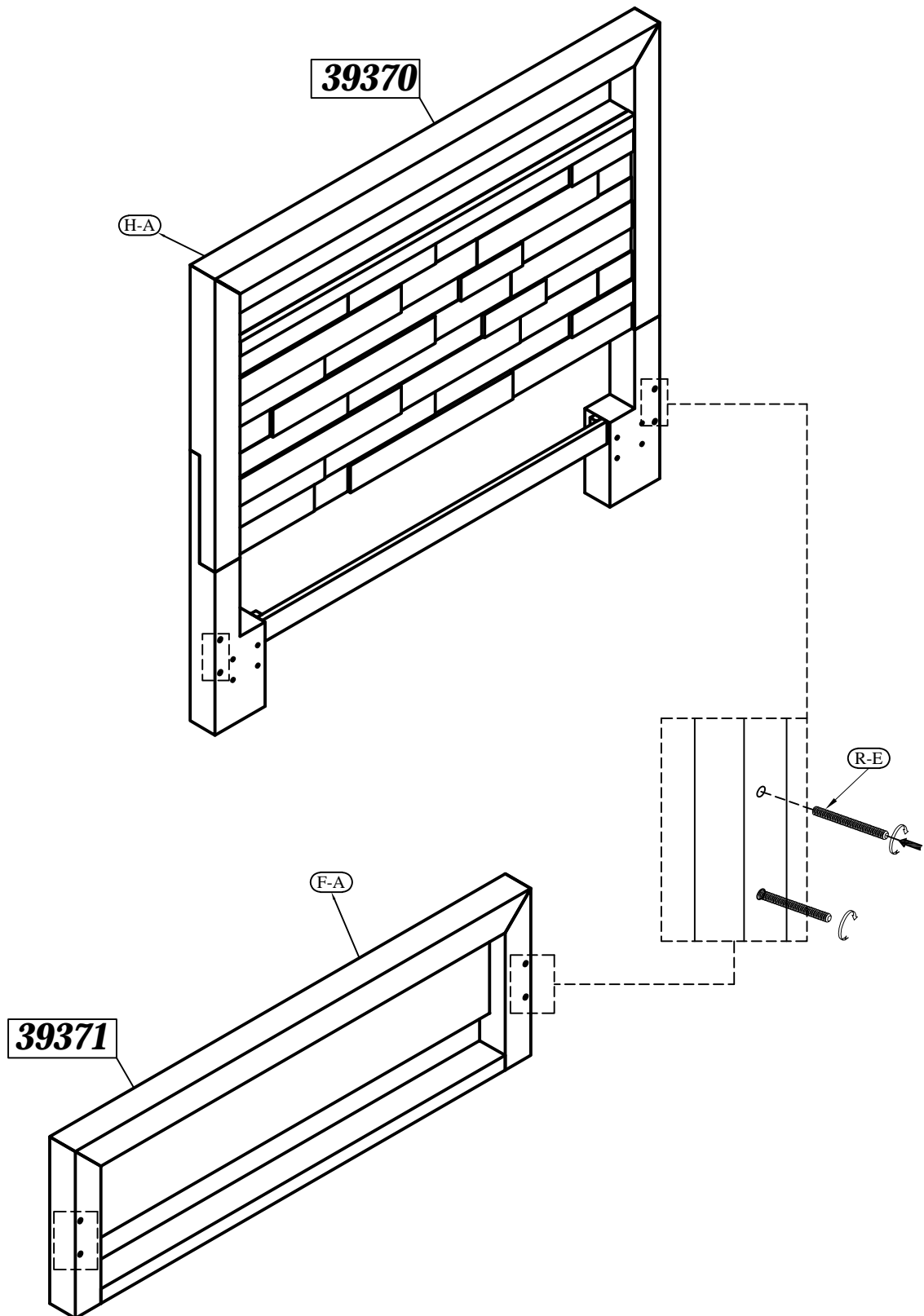


5/0 Queen Bed

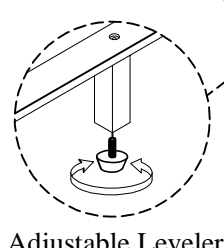
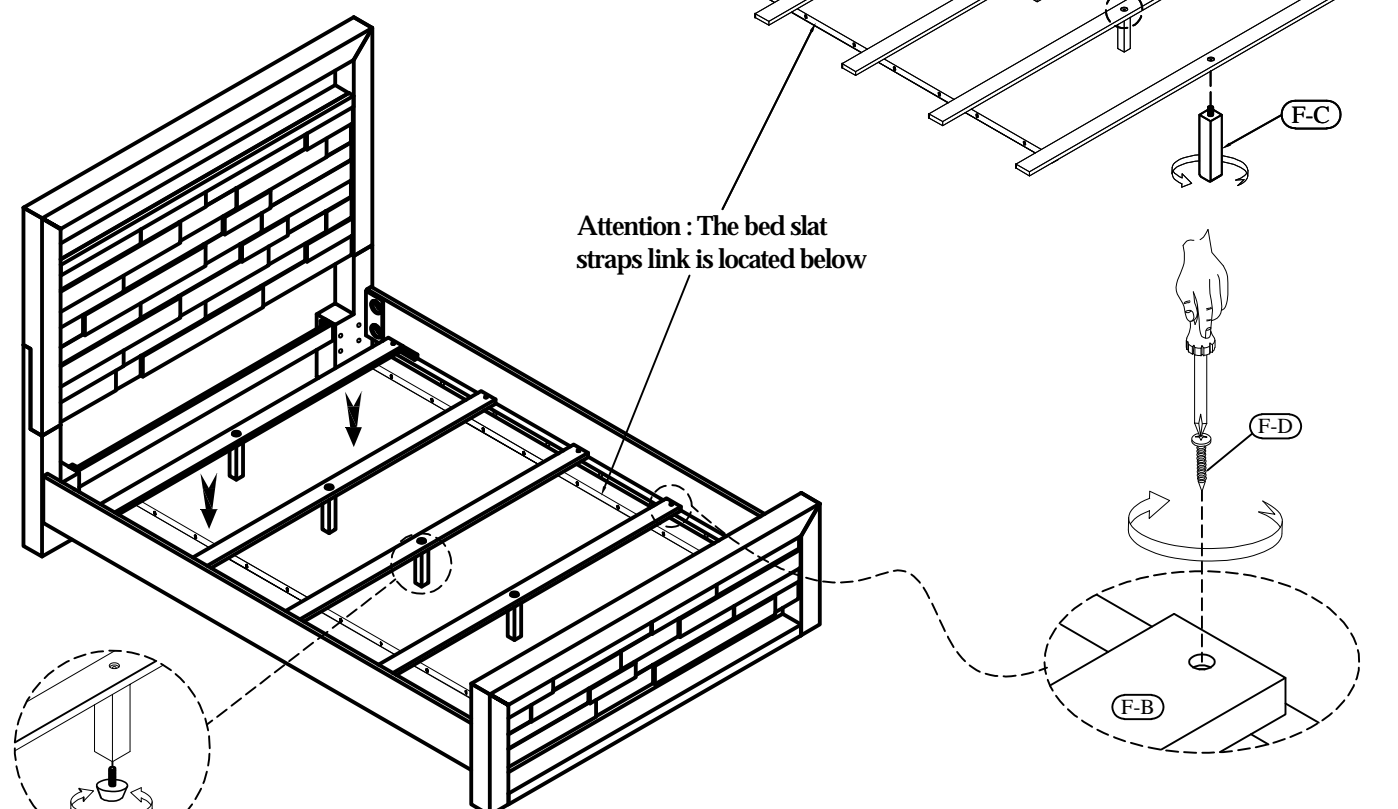
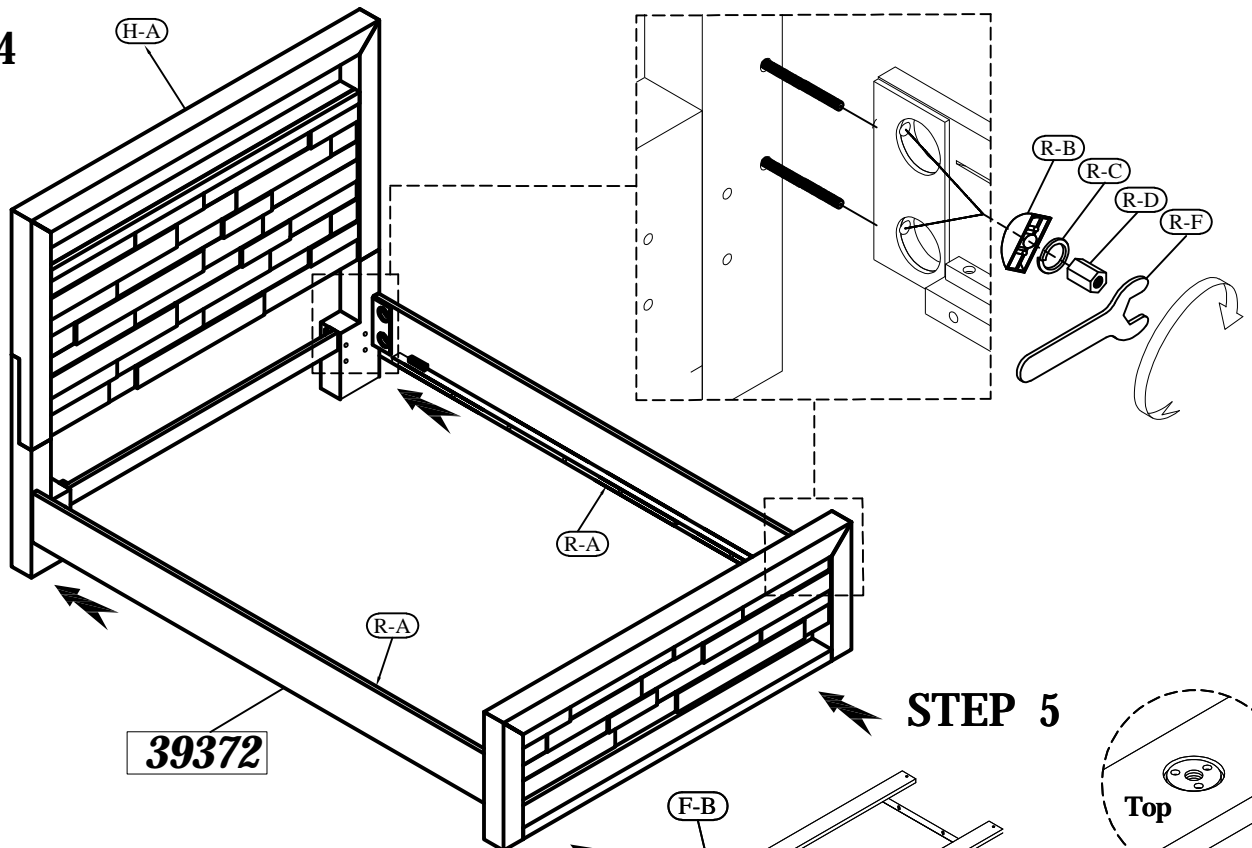
39370 -- 4/6-5/0 Panel Headboard

39371 -- 5/0 Panel Footboard

STEP 3



STEP 4

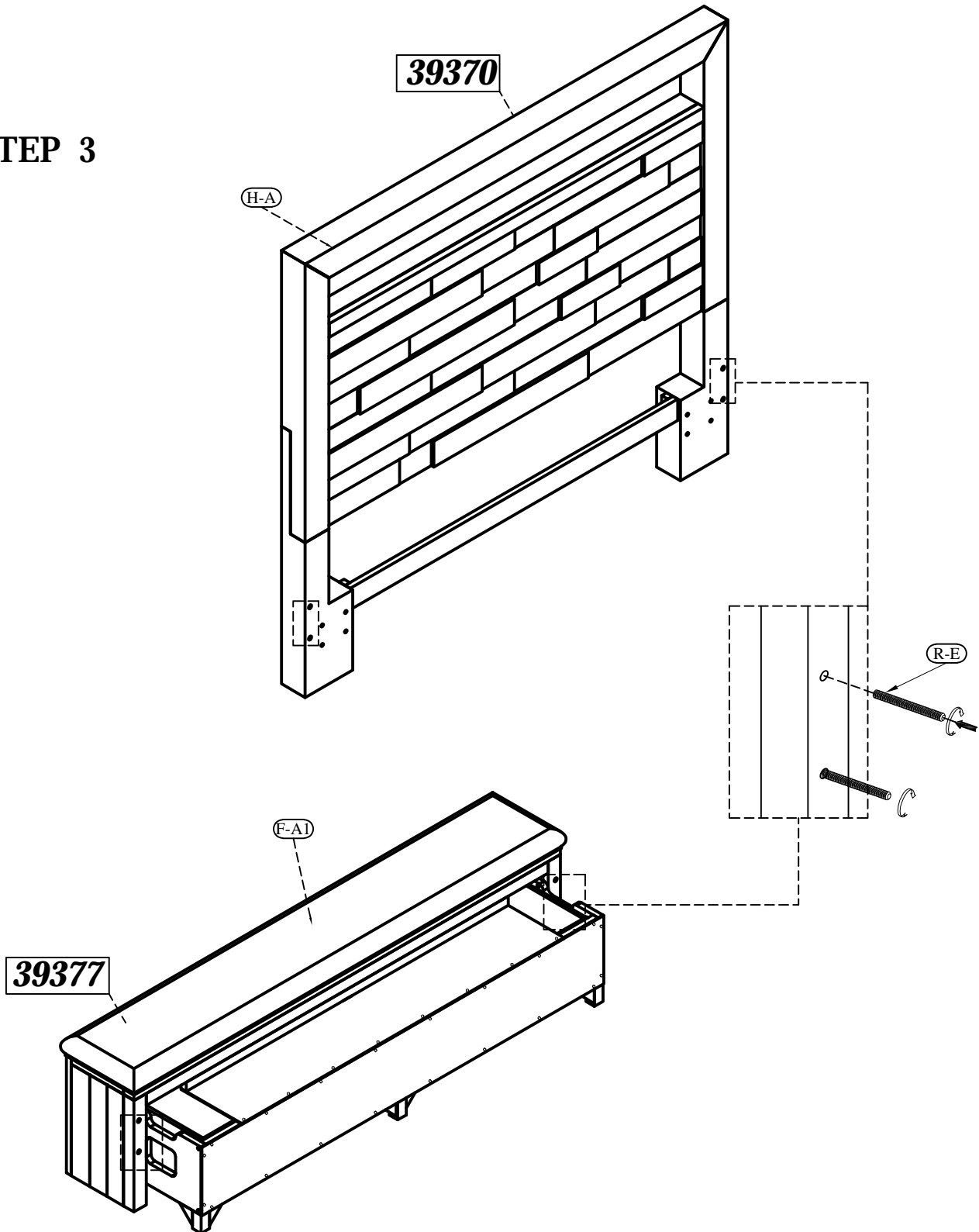


5/0 Queen Bed

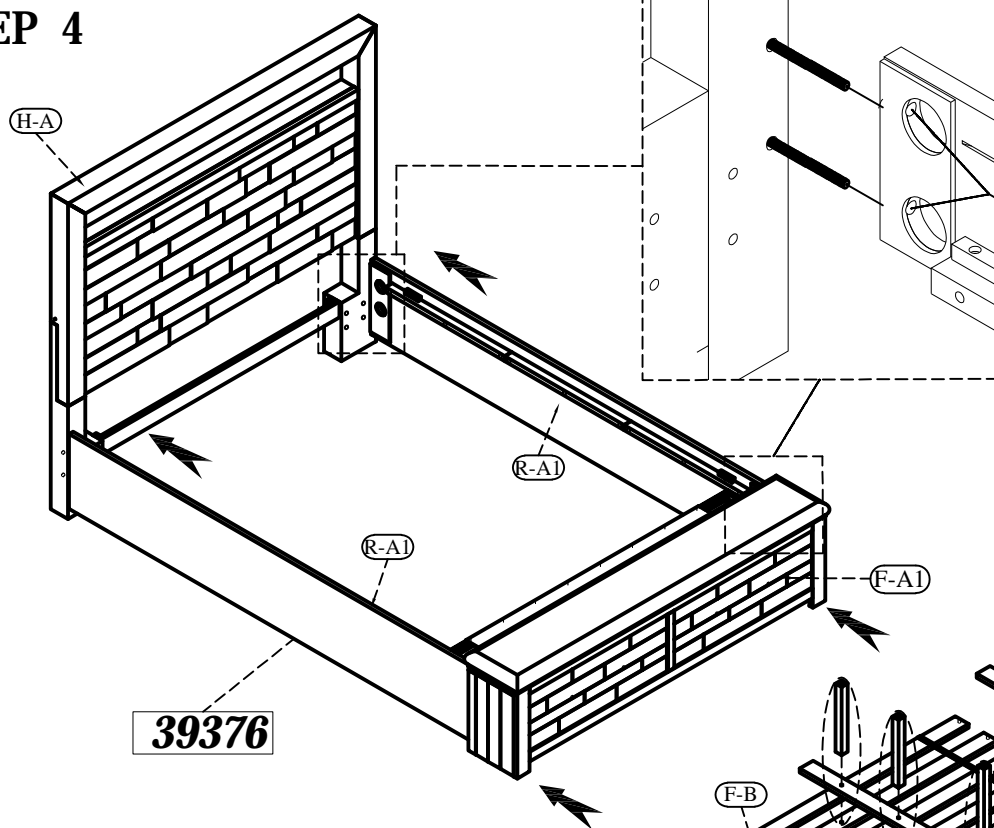
39370 -- 4/6-5/0 Panel Headboard

39377 -- 5/0 UPH Bench Storage FB

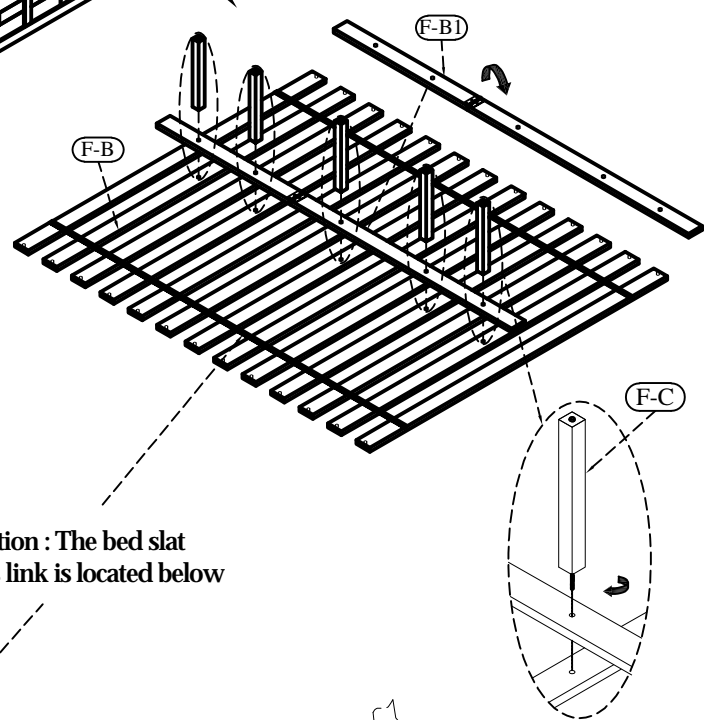
STEP 3



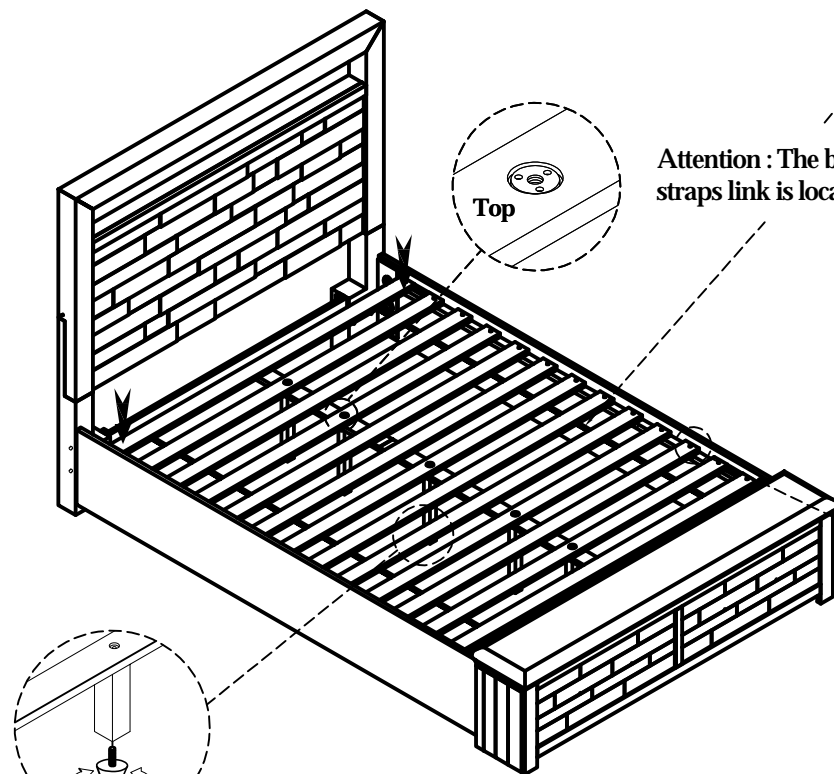
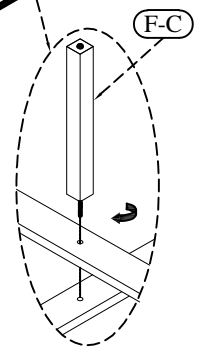

STEP 4



STEP 5



Attention : The bed slat straps link is located below

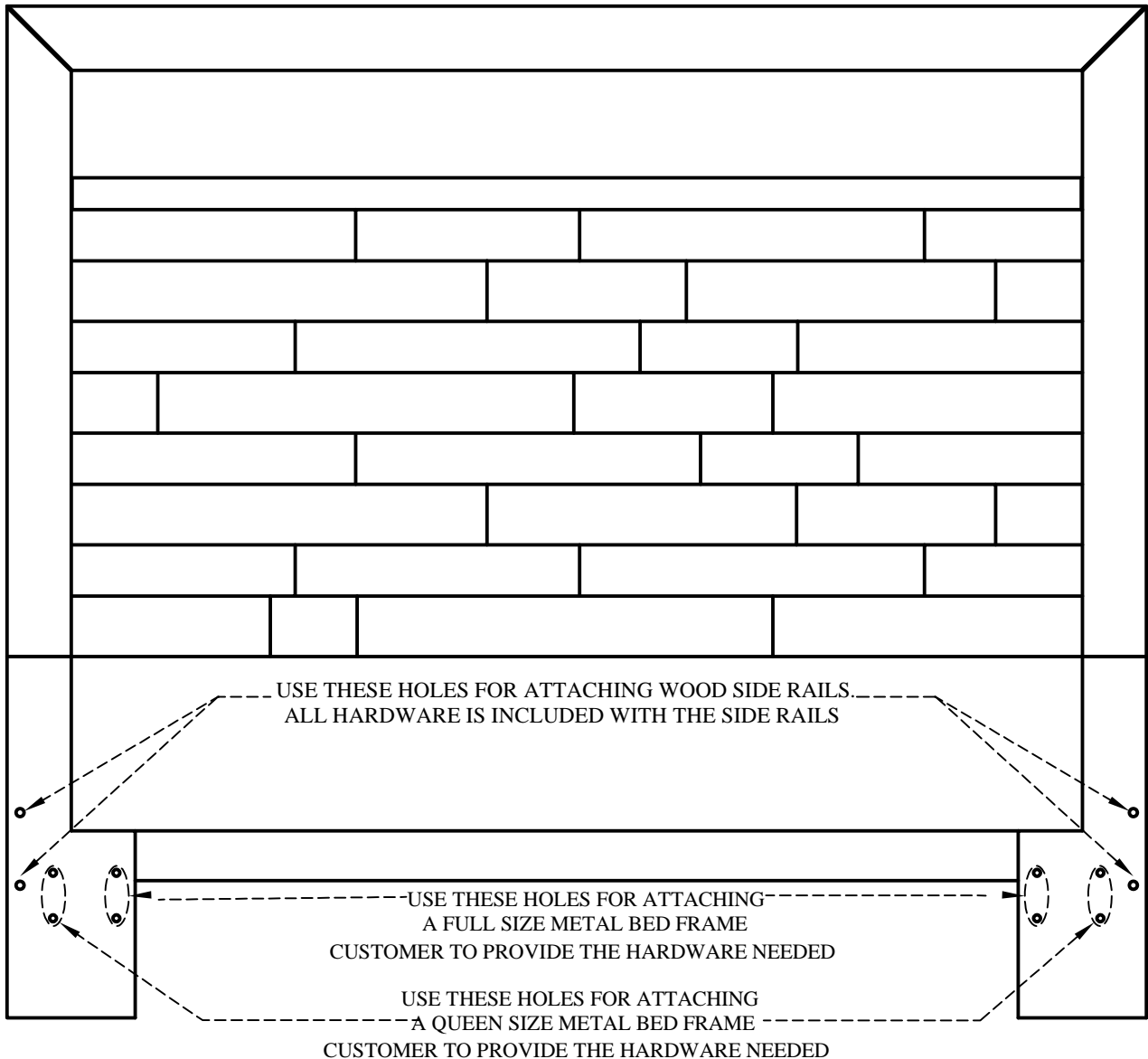


Adjustable Leveler

STEP 6

5/0 Queen Bed

39370 -- 4/6-5/0 Panel Headboard



The headboard may be used alone with a Full size or Queen size metal bed frame.